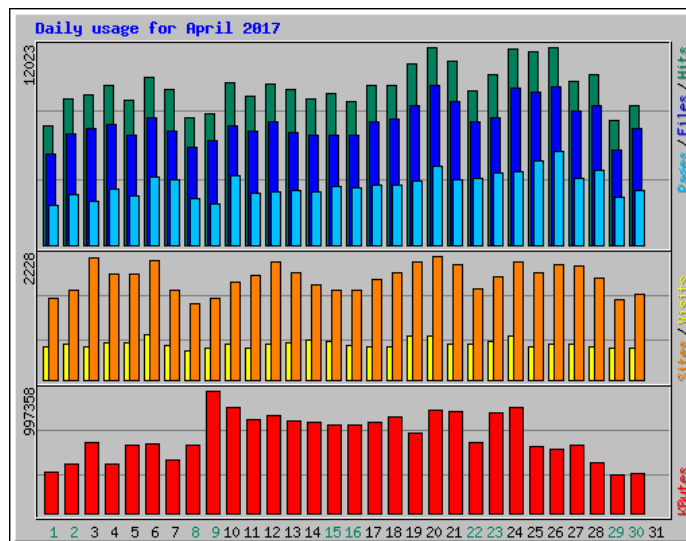


Usage Statistics for www.www.billslater.com www.billslater.com

Summary Period: April 2017
Generated 01-May-2017 02:15 EDT

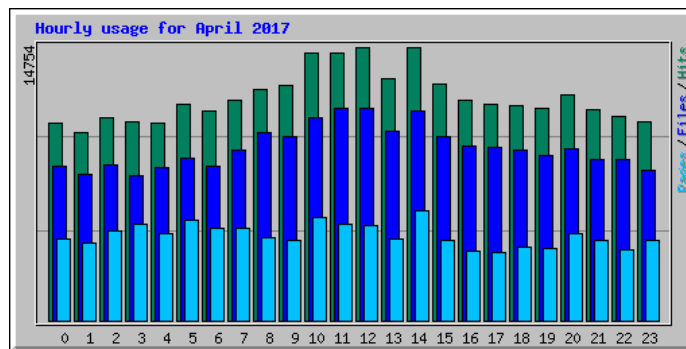
[\[Daily Statistics\]](#) [\[Hourly Statistics\]](#) [\[URLs\]](#) [\[Entry\]](#) [\[Exit\]](#) [\[Sites\]](#) [\[Countries\]](#)

| Monthly Statistics for April 2017 | | |
|-----------------------------------|----------|--------|
| Total Hits | 289182 | |
| Total Files | 223892 | |
| Total Pages | 110493 | |
| Total Visits | 19182 | |
| Total KBytes | 18893243 | |
| Total Unique Sites | 42251 | |
| Total Unique URLs | 2577 | |
| | Avg | Max |
| Hits per Hour | 401 | 1771 |
| Hits per Day | 9639 | 12023 |
| Files per Day | 7463 | 9705 |
| Pages per Day | 3683 | 5680 |
| Visits per Day | 639 | 806 |
| KBytes per Day | 629775 | 997358 |
| Hits by Response Code | | |
| Code 200 - OK | 223892 | |
| Code 206 - Partial Content | 1771 | |
| Code 301 - Moved Permanently | 3680 | |
| Code 302 - Found | 41077 | |
| Code 304 - Not Modified | 6820 | |
| Code 400 - Bad Request | 10 | |
| Code 403 - Forbidden | 19 | |
| Code 404 - Not Found | 11908 | |
| Code 405 - Method Not Allowed | 5 | |



| Daily Statistics for April 2017 | | | | | | | | | | | | |
|---------------------------------|------|-------|-------|--------|-------|--------|-----|-------|------|-------|--------|-------|
| Day | Hits | Files | Pages | Visits | Sites | KBytes | | | | | | |
| 1 | 7258 | 2.51% | 5517 | 2.46% | 2436 | 2.20% | 593 | 3.09% | 1476 | 3.49% | 330182 | 1.75% |
| 2 | 8837 | 3.06% | 6788 | 3.03% | 3080 | 2.79% | 635 | 3.31% | 1608 | 3.81% | 399649 | 2.12% |

| | | | | | | | | | | | | |
|----|-------|-------|------|-------|------|-------|-----|-------|------|-------|--------|-------|
| 3 | 9104 | 3.15% | 7077 | 3.16% | 2680 | 2.43% | 593 | 3.09% | 2183 | 5.17% | 570939 | 3.02% |
| 4 | 9675 | 3.35% | 7348 | 3.28% | 3417 | 3.09% | 655 | 3.41% | 1889 | 4.47% | 397068 | 2.10% |
| 5 | 8791 | 3.04% | 6636 | 2.96% | 2978 | 2.70% | 666 | 3.47% | 1902 | 4.50% | 557912 | 2.95% |
| 6 | 10194 | 3.53% | 7719 | 3.45% | 4138 | 3.75% | 806 | 4.20% | 2135 | 5.05% | 561217 | 2.97% |
| 7 | 9416 | 3.26% | 6941 | 3.10% | 3938 | 3.56% | 610 | 3.18% | 1601 | 3.79% | 430737 | 2.28% |
| 8 | 7710 | 2.67% | 5913 | 2.64% | 2862 | 2.59% | 532 | 2.77% | 1379 | 3.26% | 548894 | 2.91% |
| 9 | 8007 | 2.77% | 6345 | 2.83% | 2493 | 2.26% | 576 | 3.00% | 1472 | 3.48% | 997358 | 5.28% |
| 10 | 9838 | 3.40% | 7265 | 3.24% | 4238 | 3.84% | 649 | 3.38% | 1759 | 4.16% | 865545 | 4.58% |
| 11 | 9054 | 3.13% | 6918 | 3.09% | 3129 | 2.83% | 558 | 2.91% | 1877 | 4.44% | 759485 | 4.02% |
| 12 | 9796 | 3.39% | 7454 | 3.33% | 3248 | 2.94% | 640 | 3.34% | 2108 | 4.99% | 796992 | 4.22% |
| 13 | 9407 | 3.25% | 6853 | 3.06% | 3331 | 3.01% | 658 | 3.43% | 1923 | 4.55% | 754823 | 4.00% |
| 14 | 8878 | 3.07% | 6679 | 2.98% | 3193 | 2.89% | 722 | 3.76% | 1716 | 4.06% | 743241 | 3.93% |
| 15 | 9212 | 3.19% | 6664 | 2.98% | 3521 | 3.19% | 696 | 3.63% | 1611 | 3.81% | 720954 | 3.82% |
| 16 | 8712 | 3.01% | 6651 | 2.97% | 3456 | 3.13% | 606 | 3.16% | 1603 | 3.79% | 716062 | 3.79% |
| 17 | 9720 | 3.36% | 7508 | 3.35% | 3622 | 3.28% | 589 | 3.07% | 1805 | 4.27% | 741050 | 3.92% |
| 18 | 9696 | 3.35% | 7656 | 3.42% | 3648 | 3.30% | 596 | 3.11% | 1917 | 4.54% | 784046 | 4.15% |
| 19 | 11040 | 3.82% | 8491 | 3.79% | 3887 | 3.52% | 776 | 4.05% | 2128 | 5.04% | 657143 | 3.48% |
| 20 | 12023 | 4.16% | 9705 | 4.33% | 4810 | 4.35% | 786 | 4.10% | 2228 | 5.27% | 832975 | 4.41% |
| 21 | 11162 | 3.86% | 8716 | 3.89% | 3972 | 3.59% | 640 | 3.34% | 2069 | 4.90% | 824644 | 4.36% |
| 22 | 9333 | 3.23% | 7475 | 3.34% | 4017 | 3.64% | 632 | 3.29% | 1632 | 3.86% | 570754 | 3.02% |
| 23 | 10316 | 3.57% | 7744 | 3.46% | 4396 | 3.98% | 699 | 3.64% | 1861 | 4.40% | 811477 | 4.30% |
| 24 | 11928 | 4.12% | 9494 | 4.24% | 4457 | 4.03% | 789 | 4.11% | 2115 | 5.01% | 860785 | 4.56% |
| 25 | 11765 | 4.07% | 9296 | 4.15% | 5100 | 4.62% | 587 | 3.06% | 1915 | 4.53% | 540227 | 2.86% |
| 26 | 12005 | 4.15% | 9621 | 4.30% | 5680 | 5.14% | 651 | 3.39% | 2064 | 4.89% | 517648 | 2.74% |
| 27 | 9955 | 3.44% | 8116 | 3.62% | 4038 | 3.65% | 631 | 3.29% | 2042 | 4.83% | 552285 | 2.92% |
| 28 | 10307 | 3.56% | 8446 | 3.77% | 4511 | 4.08% | 599 | 3.12% | 1840 | 4.35% | 414519 | 2.19% |
| 29 | 7587 | 2.62% | 5803 | 2.59% | 2935 | 2.66% | 563 | 2.94% | 1444 | 3.42% | 310566 | 1.64% |
| 30 | 8456 | 2.92% | 7053 | 3.15% | 3282 | 2.97% | 572 | 2.98% | 1549 | 3.67% | 324066 | 1.72% |



| Hourly Statistics for April 2017 | | | | | | | | | | | | |
|----------------------------------|------|-------|-------|-------|-------|-------|--------|-------|-------|-------|--------|-------|
| Hour | Hits | | Files | | Pages | | KBytes | | | | | |
| | Avg | Total | Avg | Total | Avg | Total | Avg | Total | | | | |
| 0 | 355 | 10650 | 3.68% | 276 | 8296 | 3.71% | 145 | 4363 | 3.95% | 19953 | 598583 | 3.17% |
| 1 | 338 | 10159 | 3.51% | 262 | 7870 | 3.52% | 140 | 4210 | 3.81% | 20034 | 601014 | 3.18% |
| 2 | 364 | 10931 | 3.78% | 279 | 8391 | 3.75% | 161 | 4846 | 4.39% | 20910 | 627304 | 3.32% |
| 3 | 357 | 10711 | 3.70% | 259 | 7799 | 3.48% | 174 | 5231 | 4.73% | 20285 | 608538 | 3.22% |
| 4 | 354 | 10648 | 3.68% | 275 | 8269 | 3.69% | 155 | 4679 | 4.23% | 23074 | 692221 | 3.66% |
| 5 | 388 | 11656 | 4.03% | 293 | 8794 | 3.93% | 179 | 5394 | 4.88% | 23910 | 717297 | 3.80% |
| 6 | 377 | 11324 | 3.92% | 276 | 8292 | 3.70% | 166 | 5004 | 4.53% | 23501 | 705022 | 3.73% |
| 7 | 397 | 11910 | 4.12% | 305 | 9176 | 4.10% | 166 | 5001 | 4.53% | 25156 | 754673 | 3.99% |
| 8 | 415 | 12476 | 4.31% | 338 | 10152 | 4.53% | 148 | 4463 | 4.04% | 30313 | 909388 | 4.81% |
| 9 | 423 | 12707 | 4.39% | 330 | 9921 | 4.43% | 144 | 4349 | 3.94% | 28384 | 851510 | 4.51% |
| 10 | 480 | 14403 | 4.98% | 365 | 10972 | 4.90% | 185 | 5577 | 5.05% | 32552 | 976569 | 5.17% |
| 11 | 480 | 14403 | 4.98% | 381 | 11439 | 5.11% | 174 | 5222 | 4.73% | 31019 | 930570 | 4.93% |
| 12 | 491 | 14734 | 5.10% | 381 | 11449 | 5.11% | 171 | 5159 | 4.67% | 29970 | 899097 | 4.76% |

| | | | | | | | | | | | | |
|----|-----|-------|-------|-----|-------|-------|-----|------|-------|-------|---------|-------|
| 13 | 434 | 13028 | 4.51% | 339 | 10191 | 4.55% | 145 | 4378 | 3.96% | 27988 | 839650 | 4.44% |
| 14 | 491 | 14754 | 5.10% | 377 | 11318 | 5.06% | 198 | 5953 | 5.39% | 37718 | 1131555 | 5.99% |
| 15 | 425 | 12760 | 4.41% | 331 | 9957 | 4.45% | 143 | 4298 | 3.89% | 28771 | 863141 | 4.57% |
| 16 | 397 | 11915 | 4.12% | 314 | 9434 | 4.21% | 125 | 3769 | 3.41% | 26036 | 781087 | 4.13% |
| 17 | 389 | 11675 | 4.04% | 310 | 9314 | 4.16% | 121 | 3648 | 3.30% | 24811 | 744315 | 3.94% |
| 18 | 385 | 11566 | 4.00% | 306 | 9199 | 4.11% | 131 | 3957 | 3.58% | 23924 | 717711 | 3.80% |
| 19 | 382 | 11475 | 3.97% | 297 | 8923 | 3.99% | 129 | 3882 | 3.51% | 32043 | 961275 | 5.09% |
| 20 | 406 | 12180 | 4.21% | 309 | 9288 | 4.15% | 155 | 4659 | 4.22% | 27143 | 814283 | 4.31% |
| 21 | 379 | 11386 | 3.94% | 288 | 8650 | 3.86% | 143 | 4317 | 3.91% | 24951 | 748527 | 3.96% |
| 22 | 367 | 11032 | 3.81% | 288 | 8669 | 3.87% | 127 | 3822 | 3.46% | 25051 | 751522 | 3.98% |
| 23 | 356 | 10699 | 3.70% | 270 | 8129 | 3.63% | 143 | 4312 | 3.90% | 22280 | 668391 | 3.54% |

| Top 30 of 2577 Total URLs | | | | | |
|---------------------------|-------|-------|---------|--------|--|
| # | Hits | | KBytes | | URL |
| 1 | 20356 | 7.04% | 183564 | 0.97% | /webstats/ |
| 2 | 16532 | 5.72% | 508709 | 2.69% | / |
| 3 | 2547 | 0.88% | 2204 | 0.01% | /favicon.ico |
| 4 | 1470 | 0.51% | 4688120 | 24.81% | /mirai.pdf |
| 5 | 751 | 0.26% | 75322 | 0.40% | /webstats/2016_03.htm |
| 6 | 631 | 0.22% | 7275 | 0.04% | /myusaf/ |
| 7 | 596 | 0.21% | 1641574 | 8.69% | /datacentermanager/DCIM_for_Dummies_by_Nlyte_2015_714_.pdf |
| 8 | 577 | 0.20% | 9731 | 0.05% | /cloudgate/ |
| 9 | 508 | 0.18% | 10153 | 0.05% | /snowden/ |
| 10 | 505 | 0.17% | 7345 | 0.04% | /indianrecruiters/ |
| 11 | 505 | 0.17% | 6735 | 0.04% | /internet/ |
| 12 | 465 | 0.16% | 78794 | 0.42% | /certifications/ |
| 13 | 461 | 0.16% | 178535 | 0.94% | /wfs_resume.pdf |
| 14 | 391 | 0.14% | 3909 | 0.02% | /nbf_bye.htm |
| 15 | 386 | 0.13% | 24621 | 0.13% | /alt_index.htm |
| 16 | 368 | 0.13% | 4555 | 0.02% | /driftwood.htm |
| 17 | 360 | 0.12% | 18679 | 0.10% | /elvis.htm |
| 18 | 350 | 0.12% | 452720 | 2.40% | /snowden/The_Edward_Snowden_2013_Data_Breach_by_W_F_Slater_for_Forensure_2014_v02.1_.pdf |
| 19 | 343 | 0.12% | 21395 | 0.11% | /writing/2002_1107_Internet_Outage_and_Attacks_in_october_2002_by_William_Slater.pdf |
| 20 | 310 | 0.11% | 38181 | 0.20% | /career/ |
| 21 | 309 | 0.11% | 175325 | 0.93% | /writing/Angry_IP_Scanner_W_F_Slater_2007_0716_.pdf |
| 22 | 302 | 0.10% | 8607 | 0.05% | /mychirag/ |
| 23 | 281 | 0.10% | 4100 | 0.02% | /iso27001/ |
| 24 | 267 | 0.09% | 2030 | 0.01% | /battle_of_new_orleans_.htm |
| 25 | 262 | 0.09% | 3978 | 0.02% | /furry.htm |
| 26 | 260 | 0.09% | 4243 | 0.02% | /mirai/ |
| 27 | 252 | 0.09% | 12160 | 0.06% | /home.htm |
| 28 | 251 | 0.09% | 1660 | 0.01% | /ms_cybersecurity/ |
| 29 | 248 | 0.09% | 2014 | 0.01% | /mychicago/Chicago_Flag_1.png |
| 30 | 246 | 0.09% | 11565 | 0.06% | /who_is_barack_obama.htm |

| Top 10 of 2577 Total URLs By KBytes | | | | | |
|-------------------------------------|-------|-------|---------|--------|--|
| # | Hits | | KBytes | | URL |
| 1 | 1470 | 0.51% | 4688120 | 24.81% | /mirai.pdf |
| 2 | 596 | 0.21% | 1641574 | 8.69% | /datacentermanager/DCIM_for_Dummies_by_Nlyte_2015_714_.pdf |
| 3 | 16532 | 5.72% | 508709 | 2.69% | / |
| 4 | 350 | 0.12% | 452720 | 2.40% | /snowden/The_Edward_Snowden_2013_Data_Breach_by_W_F_Slater_for_Forensure_2014_v02.1_.pdf |
| 5 | 125 | 0.04% | 444496 | 2.35% | /myusaf/WWMCCS_pearson_command_control_system.pdf |
| 6 | 185 | 0.06% | 434181 | 2.30% | /iot2017.pdf |
| 7 | 79 | 0.03% | 365839 | 1.94% | /writing/Is_Your_Data_Center_Prepared_for_the_Zombie_Apocalypse_by_W_F_Slater_for_SecureX_2016_v4.0_.pps |

| | | | | | |
|-----------|--------------|-------|---------------|-------|---|
| 8 | 66 | 0.02% | 255423 | 1.35% | /writing/The_Edward_Snowden_2013_Data_Breach_by_W_F_Slater_for_ASIS_2014_v01_.pdf |
| 9 | 50 | 0.02% | 220804 | 1.17% | /writing/wfs_ppd_20.pdf |
| 10 | 20356 | 7.04% | 183564 | 0.97% | /webstats/ |

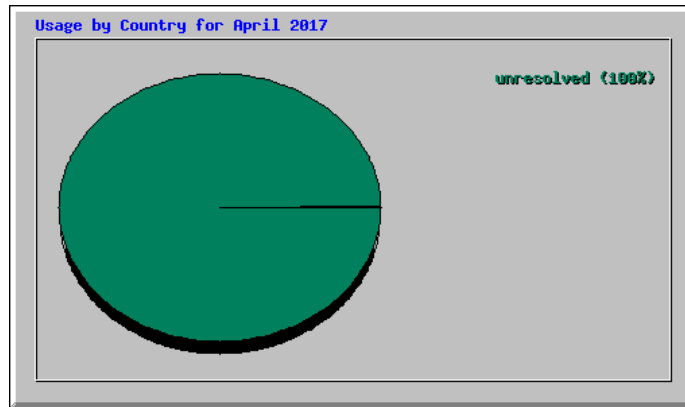
| Top 10 of 788 Total Entry Pages | | | | | |
|---------------------------------|--------------|-------|-------------|--------|----------------------------------|
| # | Hits | | Visits | | URL |
| 1 | 16532 | 5.72% | 6102 | 38.39% | / |
| 2 | 20356 | 7.04% | 1486 | 9.35% | /webstats/ |
| 3 | 577 | 0.20% | 535 | 3.37% | /cloudgate/ |
| 4 | 505 | 0.17% | 356 | 2.24% | /internet/ |
| 5 | 391 | 0.14% | 255 | 1.60% | /nbf_bye.htm |
| 6 | 368 | 0.13% | 233 | 1.47% | /driftwood.htm |
| 7 | 360 | 0.12% | 233 | 1.47% | /elvis.htm |
| 8 | 508 | 0.18% | 174 | 1.09% | /snowden/ |
| 9 | 219 | 0.08% | 163 | 1.03% | /ws_virus.htm |
| 10 | 465 | 0.16% | 153 | 0.96% | /certifications/ |

| Top 10 of 789 Total Exit Pages | | | | | |
|--------------------------------|--------------|-------|-------------|--------|------------------------------------|
| # | Hits | | Visits | | URL |
| 1 | 16532 | 5.72% | 5752 | 33.42% | / |
| 2 | 20356 | 7.04% | 1482 | 8.61% | /webstats/ |
| 3 | 577 | 0.20% | 534 | 3.10% | /cloudgate/ |
| 4 | 631 | 0.22% | 395 | 2.30% | /myusaf/ |
| 5 | 505 | 0.17% | 388 | 2.25% | /internet/ |
| 6 | 505 | 0.17% | 354 | 2.06% | /indianrecruiters/ |
| 7 | 465 | 0.16% | 258 | 1.50% | /certifications/ |
| 8 | 391 | 0.14% | 237 | 1.38% | /nbf_bye.htm |
| 9 | 360 | 0.12% | 235 | 1.37% | /elvis.htm |
| 10 | 368 | 0.13% | 234 | 1.36% | /driftwood.htm |

| Top 30 of 42251 Total Sites | | | | | | | | | |
|-----------------------------|--------------|--------|--------------|--------|---------------|-------|------------|----------|-----------------|
| # | Hits | | Files | | KBytes | | Visits | Hostname | |
| 1 | 46278 | 16.00% | 40492 | 18.09% | 559437 | 2.96% | 1 | 0.01% | 52.91.245.36 |
| 2 | 25861 | 8.94% | 22627 | 10.11% | 311779 | 1.65% | 1 | 0.01% | 50.18.23.20 |
| 3 | 20544 | 7.10% | 17976 | 8.03% | 249199 | 1.32% | 1 | 0.01% | 54.241.59.219 |
| 4 | 15526 | 5.37% | 15526 | 6.93% | 140022 | 0.74% | 258 | 1.35% | 195.88.16.114 |
| 5 | 10084 | 3.49% | 5933 | 2.65% | 102893 | 0.54% | 56 | 0.29% | 148.251.10.183 |
| 6 | 2766 | 0.96% | 1193 | 0.53% | 270439 | 1.43% | 124 | 0.65% | 100.43.91.16 |
| 7 | 1482 | 0.51% | 800 | 0.36% | 10336 | 0.05% | 11 | 0.06% | 77.85.62.47 |
| 8 | 1372 | 0.47% | 686 | 0.31% | 21278 | 0.11% | 14 | 0.07% | 46.48.13.161 |
| 9 | 1300 | 0.45% | 918 | 0.41% | 14659 | 0.08% | 1 | 0.01% | 72.79.54.220 |
| 10 | 1099 | 0.38% | 832 | 0.37% | 124667 | 0.66% | 108 | 0.56% | 104.244.241.113 |
| 11 | 1070 | 0.37% | 1070 | 0.48% | 9650 | 0.05% | 107 | 0.56% | 139.59.160.151 |
| 12 | 926 | 0.32% | 764 | 0.34% | 10335 | 0.05% | 1 | 0.01% | 104.236.1.38 |
| 13 | 925 | 0.32% | 763 | 0.34% | 10347 | 0.05% | 1 | 0.01% | 104.131.177.70 |
| 14 | 836 | 0.29% | 836 | 0.37% | 7540 | 0.04% | 31 | 0.16% | 188.166.17.122 |
| 15 | 776 | 0.27% | 776 | 0.35% | 4106 | 0.02% | 0 | 0.00% | 204.17.20.199 |
| 16 | 681 | 0.24% | 679 | 0.30% | 3535 | 0.02% | 0 | 0.00% | 204.17.20.198 |
| 17 | 670 | 0.23% | 571 | 0.26% | 114874 | 0.61% | 31 | 0.16% | 69.196.253.30 |
| 18 | 657 | 0.23% | 296 | 0.13% | 3909 | 0.02% | 5 | 0.03% | 173.10.68.121 |
| 19 | 656 | 0.23% | 296 | 0.13% | 4041 | 0.02% | 4 | 0.02% | 104.238.195.198 |
| 20 | 651 | 0.23% | 230 | 0.10% | 512992 | 2.72% | 27 | 0.14% | 199.16.157.183 |
| 21 | 644 | 0.22% | 228 | 0.10% | 512538 | 2.71% | 31 | 0.16% | 199.16.157.180 |
| | | 0.22% | | 0.19% | | 0.45% | | 0.50% | |

| | | | | | | | | | |
|----|-----|-------|-----|-------|--------|-------|----|-------|----------------|
| 22 | 634 | | 422 | | 84874 | | 96 | | 66.249.66.129 |
| 23 | 589 | 0.20% | 262 | 0.12% | 712091 | 3.77% | 5 | 0.03% | 199.59.150.183 |
| 24 | 581 | 0.20% | 581 | 0.26% | 5240 | 0.03% | 26 | 0.14% | 159.203.94.32 |
| 25 | 579 | 0.20% | 244 | 0.11% | 635024 | 3.36% | 5 | 0.03% | 199.59.150.182 |
| 26 | 545 | 0.19% | 345 | 0.15% | 56648 | 0.30% | 82 | 0.43% | 66.249.66.137 |
| 27 | 538 | 0.19% | 176 | 0.08% | 362385 | 1.92% | 26 | 0.14% | 199.16.157.182 |
| 28 | 538 | 0.19% | 343 | 0.15% | 78663 | 0.42% | 90 | 0.47% | 66.249.66.133 |
| 29 | 536 | 0.19% | 0 | 0.00% | 217 | 0.00% | 0 | 0.00% | 193.201.224.72 |
| 30 | 535 | 0.19% | 238 | 0.11% | 616406 | 3.26% | 5 | 0.03% | 199.59.150.180 |

| Top 10 of 42251 Total Sites By KBytes | | | | | | | | | |
|---------------------------------------|-------|--------|-------|--------|--------|-------|--------|-------|----------------|
| # | Hits | | Files | | KBytes | | Visits | | Hostname |
| 1 | 589 | 0.20% | 262 | 0.12% | 712091 | 3.77% | 5 | 0.03% | 199.59.150.183 |
| 2 | 579 | 0.20% | 244 | 0.11% | 635024 | 3.36% | 5 | 0.03% | 199.59.150.182 |
| 3 | 535 | 0.19% | 238 | 0.11% | 616406 | 3.26% | 5 | 0.03% | 199.59.150.180 |
| 4 | 46278 | 16.00% | 40492 | 18.09% | 559437 | 2.96% | 1 | 0.01% | 52.91.245.36 |
| 5 | 651 | 0.23% | 230 | 0.10% | 512992 | 2.72% | 27 | 0.14% | 199.16.157.183 |
| 6 | 644 | 0.22% | 228 | 0.10% | 512538 | 2.71% | 31 | 0.16% | 199.16.157.180 |
| 7 | 362 | 0.13% | 169 | 0.08% | 402361 | 2.13% | 3 | 0.02% | 199.59.150.181 |
| 8 | 517 | 0.18% | 185 | 0.08% | 386747 | 2.05% | 26 | 0.14% | 199.16.157.181 |
| 9 | 538 | 0.19% | 176 | 0.08% | 362385 | 1.92% | 26 | 0.14% | 199.16.157.182 |
| 10 | 25861 | 8.94% | 22627 | 10.11% | 311779 | 1.65% | 1 | 0.01% | 50.18.23.20 |



| Top 1 of 1 Total Countries | | | | | | |
|----------------------------|--------|---------|--------|---------|----------|--------------------|
| # | Hits | | Files | | KBytes | Country |
| 1 | 289182 | 100.00% | 225663 | 100.79% | 18893243 | 100.00% unresolved |